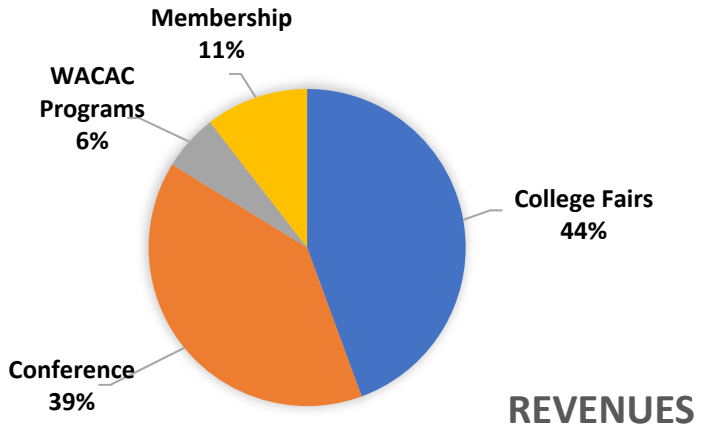


**Western Association for College Admission Counseling  
ANNUAL REPORT DASHBOARD (Fiscal Year 2017-18)**

**REVENUE**

College Fairs	\$358,914.87
Conference	\$318,010.00
Development (Donations)	\$3,304.99
Membership	\$84,795.00
Miscellaneous	-\$13,829.00
Professional Development	\$43,001.23
Program Fees	\$16,320.00
Refunds	-\$3,328.42
Interest & Dividend Income	\$7,172.23
Unrealized Gains (Losses)	\$4,559.19

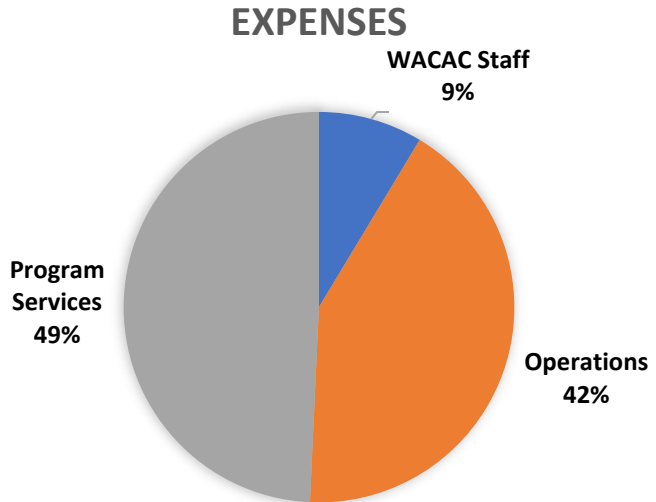
**TOTAL REVENUE \$ 818,920.09**



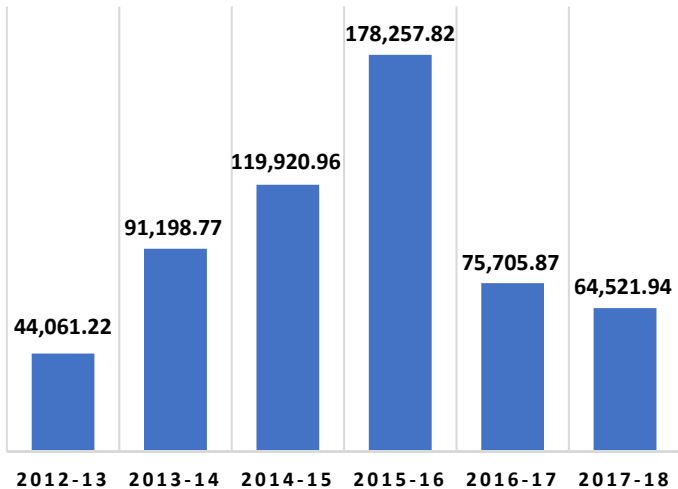
**EXPENSES**

Wages	\$59,713.36
Payroll Taxes	\$5,118.34
Bank Fees	\$167.00
Online transaction fees	\$16,754.13
Professional Fees	\$89,564.54
Advertising & Printing	\$16,455.08
Liability Insurance	\$1,258.00
Dues, registration & subscrip	\$69,086.70
Postage	\$4,739.55
Supplies	\$18,614.53
Telephone	\$2,023.62
Travel expenses	\$93,807.36
Website Maintenance	\$3,930.40
Scholarships	\$7,496.37
Awards & gifts	\$4,253.02
Rentals	\$166,114.91
Food & Refreshments	\$192,249.32

**TOTAL EXPENSES \$ 751,346.23**



**NET INCOME TOTALS**



**JPM ASSET ALLOCATION**

